




# NATURAL BIRD FEEDER

---

ECO-FRIENDLY, PLASTIC-FREE, AND KIND TO WILDLIFE





# ***PROTECTING BIRDS***



## ***COMBATING PLASTIC POLLUTION AND HABITAT LOSS***

---

**BY CREATING A 100% NATURAL BIRD FEEDER, YOU WILL:**

---

- **REDUCE WASTE BY REPURPOSING BIODEGRADABLE MATERIALS.**
- **ENSURES MINIMAL ENVIRONMENTAL IMPACT.**
- **AVOID HARMING WILDLIFE WITH PLASTICS OR TOXINS.**
- **SUPPORT BIODIVERSITY IN YOUR BACKYARD.**
- **SUPPORTS LOCAL ECOSYSTEM**
- **COST EFFECTIVE**



# Coconut Shell Feeder

## MATERIALS NEEDED

- COCONUT SHELL (HALVED AND CLEANED)
- NATURAL TWINE OR JUTE ROPE
- PEANUT BUTTER OR SUET (NO ADDED SALT/SUGAR)
- BIRDSEED MIX (ORGANIC, LOCALLY SOURCED)

## INSTRUCTIONS

1. CRACK A COCONUT IN HALF, CLEAN OUT THE FLESH, AND LET IT DRY.
2. YOU COULD ALSO INVOLVE THE KIDS AND MAKE IT FUN BY LETTING THEM PAINT THE SHELL!
3. DRILL 3 SMALL HOLES AROUND THE RIM (USE A BAMBOO SKEWER FOR A NO-TOOL OPTION).
4. THREAD NATURAL TWINE THROUGH THE HOLES TO HANG IT.
5. FILL WITH BIRDSEED OR COAT THE INSIDE WITH PEANUT BUTTER AND SEEDS.



*Eco-Tip: Coconut shells decompose naturally if they fall.*







# Pinecone Feeder



## MATERIALS NEEDED

- PINECONES (LARGE, OPEN SCALES)
- NATURAL TWINE OR JUTE ROPE
- PEANUT BUTTER OR SUET (NO ADDED SALT/SUGAR)
- BIRDSEED MIX (ORGANIC, LOCALLY SOURCED)

## INSTRUCTIONS

1. COLLECT LARGE PINECONES (AVOID PESTICIDES).
2. TIE JUTE ROPE TO THE TOP.
3. SPREAD PEANUT BUTTER BETWEEN THE SCALES, THEN ROLL IN BIRDSEED.
4. HANG IN A SHADED AREA TO PREVENT MELTING.



*Eco-Tip: Use peanut butter without palm oil to protect rainforest habitats.*





# Bamboo or Wood Tray Feeder

## MATERIALS NEEDED

- UNTREATED SCRAP WOOD OR BAMBOO
- NATURAL TWINE OR JUTE ROPE
- BIRDSEED MIX (ORGANIC, LOCALLY SOURCED)
- (OPTIONAL) BAMBOO 'ROOF' OR NATURAL FIBER TIES FOR EXTRA COVERAGE

## INSTRUCTIONS

1. CUT BAMBOO OR UNTREATED WOOD INTO A SMALL TRAY (NO NAILS OR GLUE NEEDED).
2. CARVE SHALLOW GROOVES TO HOLD SEEDS.
3. ATTACH TO A TREE BRANCH WITH JUTE ROPE.
4. ADD A BAMBOO 'ROOF' (OPTIONAL) USING NATURAL FIBER TIES.



*Eco-Tip: Use fallen branches to avoid cutting live trees.*





# **SOME TIPS AND REASONS**

## **WHY NATURAL MATERIALS MATTER?**

- **BIODEGRADABLE:** FEEDERS BREAK DOWN HARMLESSLY IF THEY FALL.
- **NON-TOXIC:** NO CHEMICALS LEACH INTO SOIL OR BIRD DIETS.
- **WILDLIFE-SAFE:** BIRDS WON'T INGEST MICROPLASTICS OR CUT THEMSELVES ON METAL.

## **SUSTAINABILITY IMPACT**

- **WASTE REDUCTION:** REPURPOSES COCONUT SHELLS, PINECONES, AND FALLEN WOOD.
- **CARBON FOOTPRINT:** NO FACTORY-MADE PARTS; MATERIALS ARE LOCAL AND LOW-ENERGY.
- **BIRD HEALTH:** ORGANIC SEEDS AND NATURAL FATS MIMIC WILD DIETS.

## **MAINTENANCE TIPS**

- **CLEAN FEEDERS WITH A VINEGAR-WATER MIX (NO SOAP).**
  - **REPLACE SEEDS WEEKLY TO PREVENT MOLD.**
  - **MOVE FEEDERS PERIODICALLY TO PROTECT NEARBY PLANTS.**
- 